





AN URBAN LEGEND.

Reclaim the streets in the Honda City. With a compact, sporty profile and a spacious, comfortable interior, it's the perfect escape from the urban madness.

Smooth lines, sculpted side panels and an elegant chrome front grille has the Honda City turning heads. With electronically adjustable side mirrors, a pair of sleek taillights and shark fin antenna you will be moving around town with ease and style.

But don't let its compact exterior fool you. Step inside and you will find every millimeter of space used to its fullest potential, creating ample room for every occupant and incredible storage capacity. A sleek, modern dashboard and stylish black fabric seat trims are just some of the luxurious touches you have come to expect in a city. For extra extravagance, the new city now features rear A/C vents for the ultimate passenger comfort.

And thanks to a cabin built for better all-round vision, you will enjoy the outside view just as much.

Hands Free Phone Controls

With Voice Recognition



Earth Dreams

Continuously Variable Transmission




7" Colour

Touchscreen



The Shark Fin Antenna



Paddle Shift



Smart Keyless Entry

And Push Button Start





~ Rear AC Vent

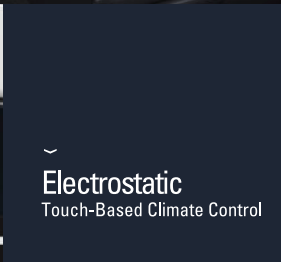


~ Back Seat Folding
For Boot Space Extension

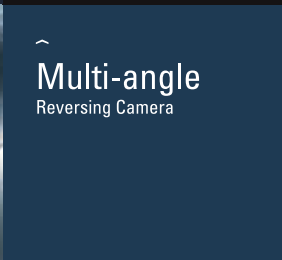
~ 16" Alloys



~ Power Retractable
Mirrors



~ Electrostatic
Touch-Based Climate Control



~ Multi-angle
Reversing Camera



~ 1.5L
i-VTEC Engine



~ Econ Mode

IN A BUSY CITY YOU NEED A CAR THAT CAN KEEP UP.

Life in the city can see you jumping from one occasion to the next, so you need a car that can keep up with your busy social schedule.

Thanks to the supremely economical 1.5 liter i-VTEC engines you have got the right power and performance under the bonnet to do just that.

ENGINE

Honda i-VTEC engine are designed to deliver strong fuel economy, responsive performance and cleaner emissions.

The 1.5 liter i-VTEC engine in the City is designed to optimize fuel efficiency and minimize emissions. Delivering 88kW of power at 6600rpm while consuming as little as 17 km/L. Hondas variable valve timing system is an innovation that makes the City kind to your wallet and the environment.

ECON MODE

Every City fitted with automatic CVT is equipped with ECON mode. Simply engage the green button and your City does exactly what you might expect by adjusting engine behavior, transmission style and air conditioning functionality to maximize fuel economy.

TRANSMISSION

A city-smart car needs a clever transmission and Earth Dreams continuously variable transmission (CVT) is just that. With innovative G-Design and shift logic, The CVT is designed to ensure a quick off-the-line acceleration and a smoother, more natural driving feel.

The City is available with the CVT with racing inspired steering-wheel mounted paddle shifters for a performance-oriented drive.

ECO ASSIST

Advanced technology is only part of good fuel economy. The other side of the equation lies with the person in the drivers seat. Imagine a driving coach that helps you to drive more efficiently.

ECO Assist is a visual training system that responds to your drive. Brake or accelerate heavily and the outer ring of the City speedometer glows white. Keep it smooth and under control and you will be rewarded with an encouraging green glow.

CHASSIS

When you look smooth you have to act smooth, and in this department the City doesn't disappoint.

By teaming electric power-assisted steering (EPS) and a rigid high-tensile steel body with a low center of gravity, the City is just as composed taming tight corners, as it is challenging parking spaces. Add this to a refined suspension system and the City is smooth and comfortable, absorbing the shock and vibrations of bumps in the road so you will feel even less. Say goodbye to road noise too, thanks to thicker glass and greater use of high-density materials.



CITY SPECIFICATIONS

►► DIMENSIONS			
Overall Length (mm)			4455
Overall Width (mm)			1700
Overall Height (mm)			1492
Wheelbase (mm)			2600
Tread	Front (mm)		1476
	Rear (mm)		1465
Ground Clearance (mm)			150
Curb Weight (kg)			1102
Turning Radius (m)			5
►► ENGINE			
Engine Type			4 Cylinder, 16 valve, i-VTEC* Gasoline Engine
Fuel Supply System			PGM-FI / EFI
Bore x Stroke (mm)			73 x 89,4
Displacement (cc)			1497
Compression Ratio			10.3
Maximum Power (kw(ps)/rpm)			88 (120) / 6600
Maximum Torque (Nm(kg-m)/rpm)			145 (14.8) / 4600
►► TRANSMISSION			
AT Clutch Type			Torque Converter with Lock-up Clutch
AT Transmission Type			Earth Dreams CVT (Continuously Variable Transmission)
►► STEERING			
Type			Electric Power Steering
Overall Ratio			15.3
Turns Lock to Lock			3
►► BRAKE SYSTEM			
Brake Type	Front		Ventilated Disc, 262 mm
	Rear		Drums
	Parking Break Type		Hand Brake
	Brake Circuit		Split Service Brake
►► SUSPENSION			
Suspension Type	Front		MacPherson Strut
	Rear		Axle Torsion Beam
	Shock Absorber		Gas Pressured
►► TYRES AND WHEELS			
Tyre Size			185 / 55 R16
Wheel Size / Type			16 X 6J AL
►► FUEL CONSUMPTION			
Fuel Consumption (L/100km)			5.9
CO ₂ Emission (g/km)			133
Fuel Tank (Litres)			50
►► EXTERIOR			
Door Handles (Grab Type)			Chrome Finish
Door Mirrors			Electrically Retractable
►► CABIN			
Upholstery			Premium Fabric
Climate Control			Touch Screen Automatic Climate Control
Rear Ventilation Outlets			✓
Audio			Touchscreen Display Audio
			8-speaker System
			USB / HDMI Port
			AM / FM
			Bluetooth® Handsfree Telephone System
			3-spoke, Leather 3-spoke, Urethane
			Audio Control Switches
			Cruise Control
			Adjustment, Tilt & Telescopic
			Paddle Shifters
Steering Wheel			

CITY SPECIFICATIONS

►► CONVENIENCE		
Rear AC Vent		✓
Mirrors		Front Vanity Mirrors x 2
Cup / Bottle Holders		Front & Rear
Driver Seat		Manually Adjustable, Racquet-Type
Rear Seats		60/40 Fold-Down
		Armrest With Cupholders
Headrests		Front x2 & Rear x3
Map light, Interior Light, Trunk Light		✓
Retractable Power Side Mirror		✓
►► ELECTRICAL		
Smart Keyless Entry System		With One-push Start
Power Window		Front & Rear
Power Door Locks		✓
►► SAFETY		
Anti-Lock Braking System		With EBD & Brake Assist
Vehicle Stability Assist™ System		✓
Hill Start Assist		✓
SRS Airbag		Front Dual
Lighting System		Halogen Head Lights
		High Mount Stop Light
		Front Fog Lights
Seat Belts		Front Driver, 3-pt ELR, Pretensioner
		Front Passenger, 3-pt ELR, Pretensioner
		Rear, 3-pt ELR x3
Rear-View Camera		✓
Keyless Entry System		2 Transmitters
Security Alarm System		✓
Engine Immobiliser		✓

CITY COLOURS



Carnelian Red Pearl



Cosmic Blue Metallic



Nocturne Night Metallic



Lunar Silver Metallic



Modern Steel Metallic



Crystal Black Pearl



White Orchid Pearl

Honda Motor Co. reserves the right to change any specification and equipment without prior notice.